



FIA FORMULA 1 WORLD CHAMPIONSHIP



2026 JAPANESE GRAND PRIX

27 - 29 March 2026

From	The FIA Formula One Race Director	Document	6
To	All Teams, All Officials	Date	26 March 2026
		Time	15:45

Title	Competition Notes - Circuit Map, Pit Lane Drawing, Emergency Exits Map, Battery Containment Area and Red Zone
Description	Competition Notes - Circuit Map, Pit Lane Drawing, Emergency Exits Map, Battery Containment Area and Red Zone
Enclosed	03JPN - Maps.pdf

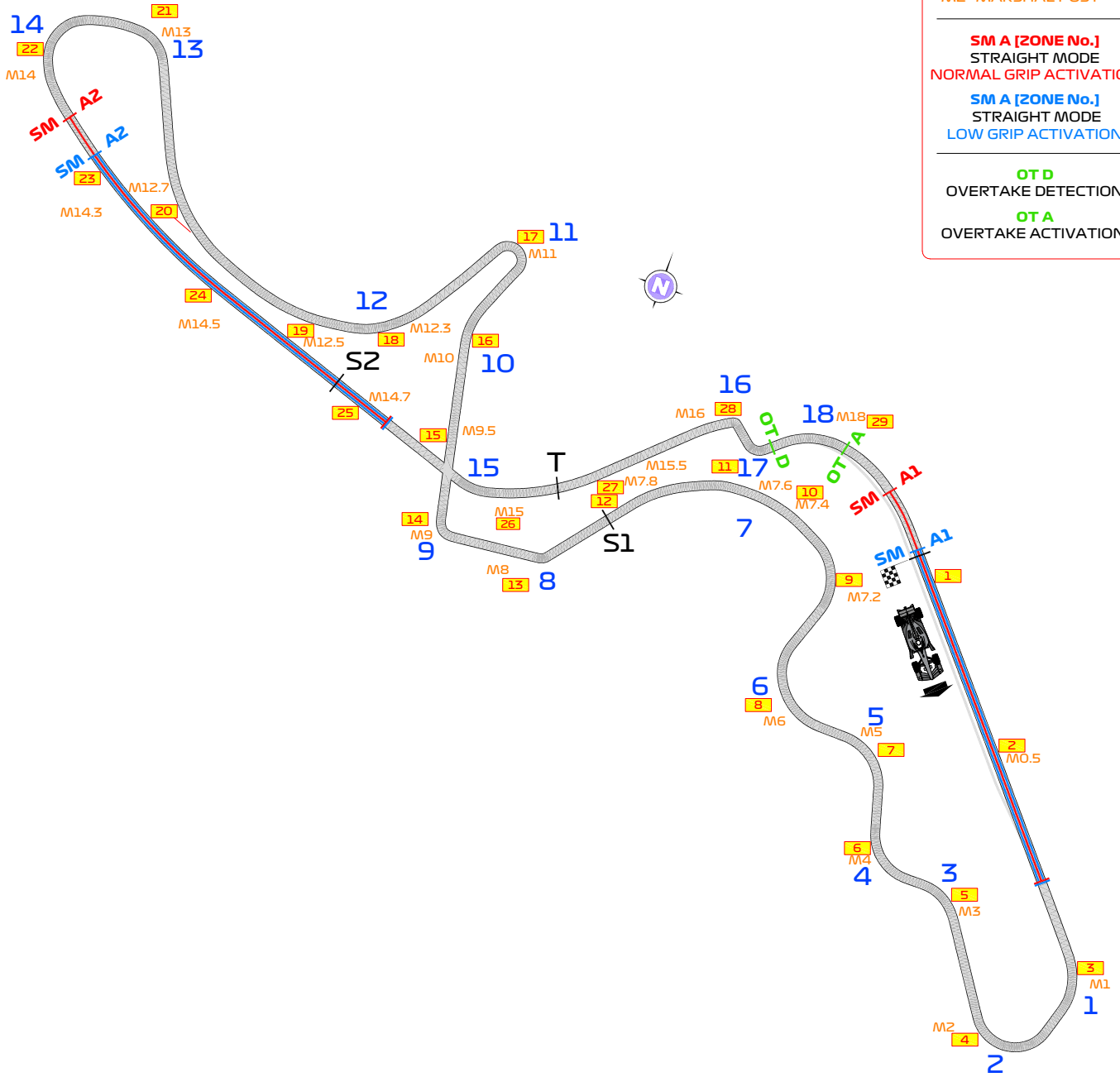
Rui Marques

The FIA Formula One Race Director



FORMULA 1 ARAMCO JAPANESE GRAND PRIX 2026 - Suzuka

Circuit Map



LEGEND

- START LINE
- CONTROL LINE
- 15 CORNER NUMBER
- FIA LIGHT PANEL
- M2 MARSHAL POST

SM A [ZONE No.]
STRAIGHT MODE
NORMAL GRIP ACTIVATION

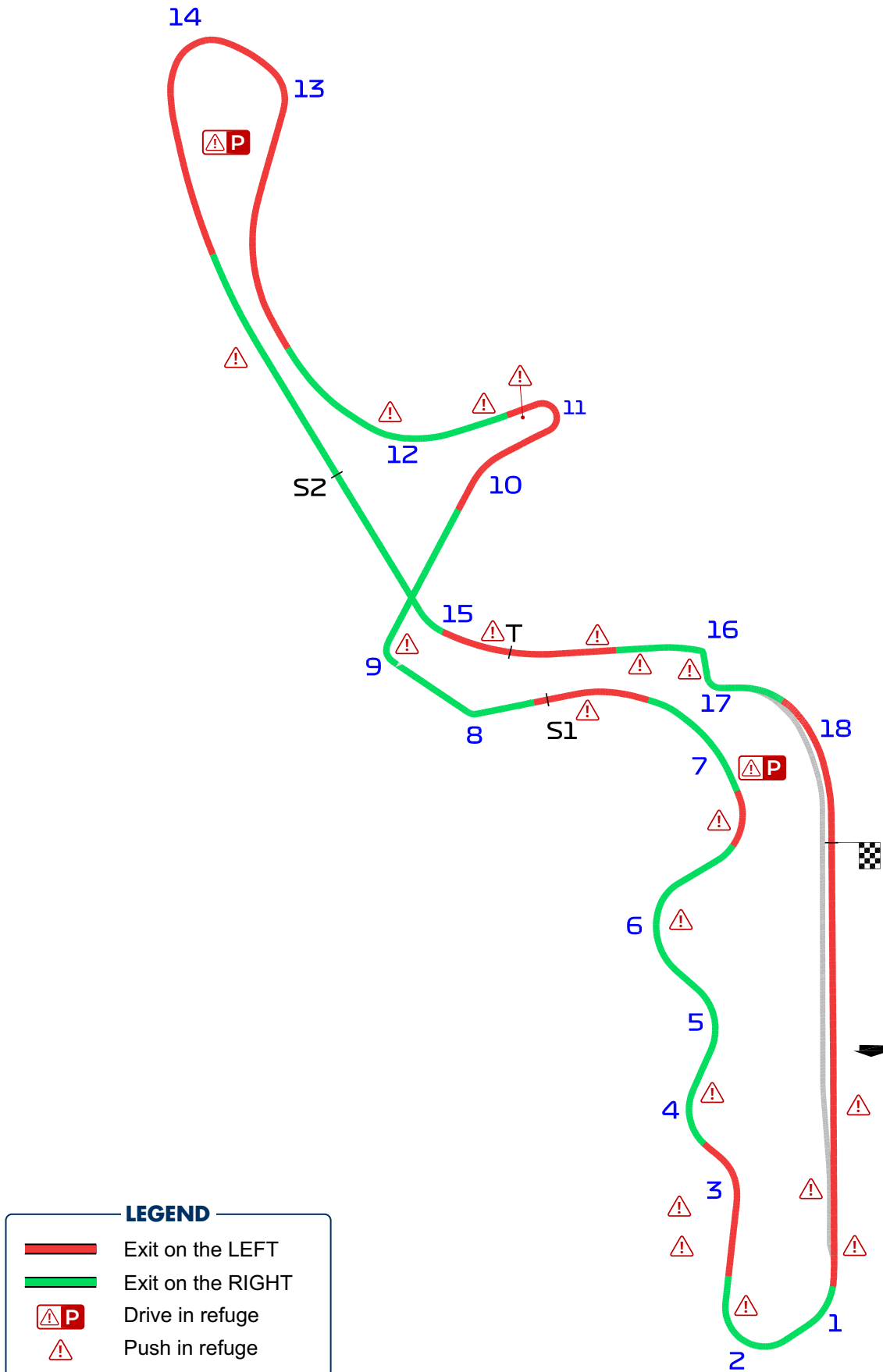
SM A [ZONE No.]
STRAIGHT MODE
LOW GRIP ACTIVATION

OT D
OVERTAKE DETECTION

OT A
OVERTAKE ACTIVATION

CIRCUIT DATA		OVERTAKE	STRAIGHT MODE
SECTOR 1 - 2.184km	INTERMEDIATE 1 [S1] - 110m before T8	DETECTION - Exit T17	Exit T18 - ZONE A1 - 100m after T18
SECTOR 2 - 2.526km	INTERMEDIATE 2 [S2] - 270m before T15	ACTIVATION - Apex T18	Exit T14 - ZONE A2 - 70m after T14
SECTOR 3 - 1.097km	SPEED TRAP [T] - 70m after T15		n/a - ZONE A3 - n/a
			n/a - ZONE A4 - n/a
			n/a - ZONE A5 - n/a
CIRCUIT CENTRELINE LENGTH - 5.807km			

EMERGENCY EXITS - 2026 JAPANESE GRAND PRIX





SUZUKA CIRCUIT

RACING COURSE

● イメージのため、形状・寸法など実際とは異なる場合があります。

October 2023 ©Honda Mobilityland Corporation All Rights Reserved.



通行禁止
Access is prohibited

サービスロードはRED ZONEではありません。
Service Road is NOT Red Zone




SPECTATORS AREA ↔
SERVICE ROAD
観客席 ↔ サービスロード

★ 西コースパドック ↔ 西コースピット
WEST COURSE PADDOCK ↔ WEST COURSE PIT

★ トラックサイド ↔ 観客席エリア
TRACK SIDE ↔ SPECTATORS AREA

デブリフェンスでカバーされていない斜面
Slopes not covered by debris fences.

ガードレールとデブリフェンスの間がRed Zoneです
Space between guard rail and debris fence is Red Zone

-  ... SERVICE ROAD (OUT)
サービスロード (アウト側)
-  ... SERVICE ROAD (IN)
サービスロード (イン側)
-  ... RED ZONE (PASSING THRU IS OK.)
レッドゾーン (通行のみ可能です)

★ GATES-DIAL KEYS
ダイヤル錠の扉
(またはガードマン)

RED ZONE	レッドゾーン
WAY TO TRACK-SIDE	トラックサイド 入場ルート

※ダイヤルキーを解錠した後は、必ず施錠をしてください。
*The gate must be locked at all time.

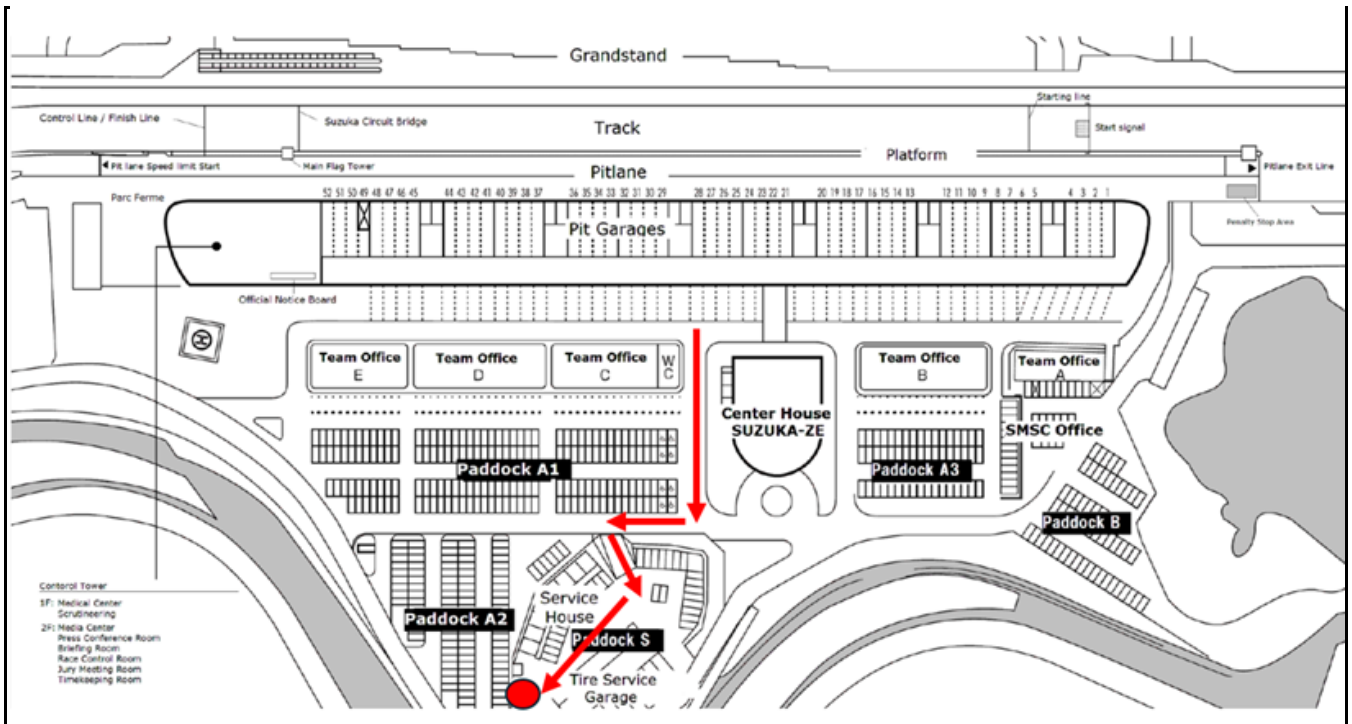


FEDERATION INTERNATIONALE DE L'AUTOMOBILE

2026 JAPANESE GRAND PRIX

ERS Battery: Containment Area

Location and Route from the paddock:



Contact:

(Contact Person) Koji MIZUTANI
(Telephone) +81-90-5602-4794